

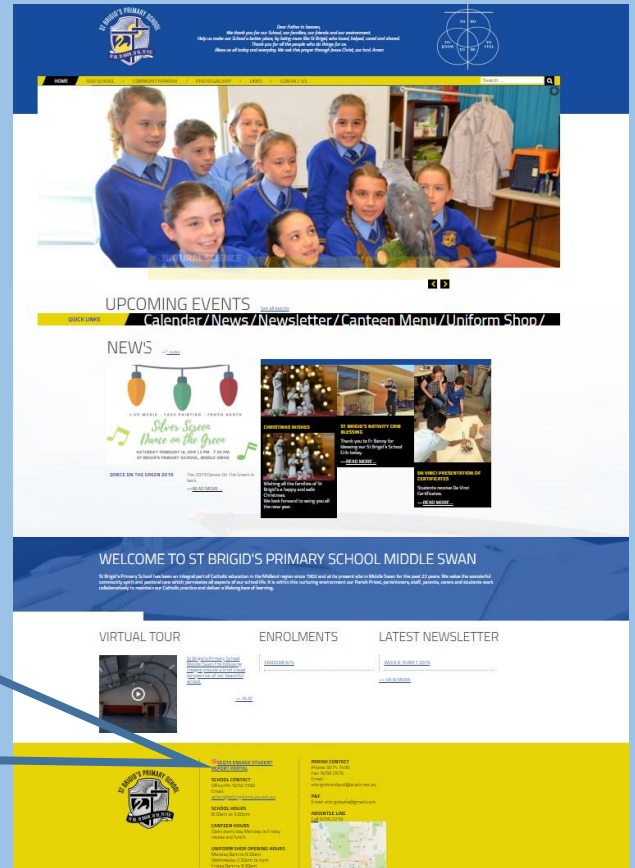

How To Access Student Reports

1

To access your student reports follow these instructions

Go to the school website

www.stbrigidsms.wa.edu.au, scroll down to the end of the page, and select **Seqta Engage Student Report Portal**



2

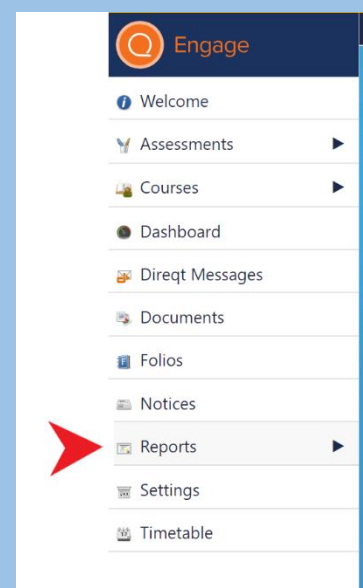
Log on using your username and password.

A screenshot of the login form. It has a dark background with white text and input fields. The fields are labeled 'USER NAME' and 'PASSWORD'. Below the password field is a 'Log in' button with a right-pointing arrow. At the bottom, there is a link that says 'Forgot your password?' and the text 'St Brigid's Middle Swan'.

If you have forgotten your password, click on the **Forgot your password** link

3

Once you are into the site, your child's reports are located in the reports section.



If you are having any trouble accessing the reports or you have not registered please contact the school via email

reports@stbrigidsms.wa.edu.au